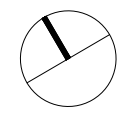


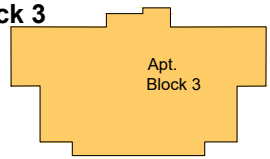
- External Finishes Legend**
- ① Selected Brick Module
 - ② Selected Render
 - ③ Precast Coping/Cills
 - ④ Metal Window Frame
 - ⑤ Metal Cladding
 - ⑥ Metal Facia/Soffit to Balcony
 - ⑦ Metal Handrail to Balcony

Note: Refer to site plan for orientation and floor levels



Notes:
 Do not scale from this drawing. Use figured dimensions in all cases. Verify dimensions on site and report any discrepancies to the architects immediately. This drawing to be read in conjunction with the Architects Specification, Fire Certificate, DAC, other consultants issued drawings and reports. Contractor is responsible for:
 1. All dimensions, quantities and performance requirements to be confirmed on site
 2. All information that pertains solely to the fabrication processes or to the techniques of construction
 3. All coordination of the work of all trades
 4. Assuring consistency with the contract documents
 © This drawing is copyright and may only be reproduced with the architect's permission.


Drawing Notes:
Apartments Block 3
 3 Storey
 4x1B/2P
 11x2B/4P
 GIA: (refer to the Schedule below)



Apartment F9	Area SQM	Apartment F10	Area SQM
Hall	3.86 SQM	Hall	10.79 SQM
Kitchen/Dining/Living	30.66 SQM	Bathroom	4.14 SQM
Storage 1	1.28 SQM	Main Bedroom	30.09 SQM
Storage 2	1.05 SQM	Double Bedroom	13.19 SQM
Storage 3	0.77 SQM	En-Suite	3.70 SQM
Bathroom	3.86 SQM	Storage 1	2.72 SQM
Main Bedroom	13.85 SQM	Storage 2	1.27 SQM
		Storage 3	1.11 SQM
		Storage 4	0.56 SQM
		Storage 5	0.39 SQM

Apartment 11	Area SQM	Apartment 12	Area SQM
Hall	7.56 SQM	Hall	4.18 SQM
Kitchen/Dining/Living	30.35 SQM	Storage	3.05 SQM
Main Bedroom	13.36 SQM	Kitchen/Dining/Living	24.08 SQM
Double Bedroom	12.19 SQM	Main Bedroom	15.75 SQM
Storage 1	2.36 SQM	Bathroom	4.19 SQM
Storage 2	1.41 SQM		
Storage 3	0.86 SQM		
Storage 4	0.98 SQM		
Storage 5	0.72 SQM		
En-Suite	3.79 SQM		
Bathroom	4.36 SQM		

REV	DATE	DRN	DESCRIPTION
P02	31/01/20	LB	Issued for Information
P01.1	19/12/19	LB	Issued for Information
P01	19.12.13	LB	Preliminary Issue



Reddy Architecture + Urbanism
 41 Dean Street,
 Kilkenny
 R95 P291
 T: +353 (0)56 7762697
 W: www.reddyarchitecture.com
 E: info@reddyarchitecture.com

Client Details:
 LiamMcGroary
 AXIS Construction

Project Details:
 Proposed Residential Development
 at Clonattin, Gorey

Drawing Title:
 Apartment Block 3
 Sheet 2 of 2

Job No: P19-147K	Date: 20/11/2019	Scale@A3: 1:200
Status: 03: Design Development	Drawn By: LB	
Purpose: Planning	Checked By: MK	
Drawing Number P19-147K-RAU-XX-XX-DR-A-31114	Revision P02	